



EAGLE XW6 Ceiling Speaker

User Manual

TABLE OF CONTENTS

Chapter 1 Product Features 1

Chapter 2 Technical Parameters1

Chapter 3 Wiring Methods and dimension2

Chapter 4 Installation Methods 3

Chapter 1 Product Features



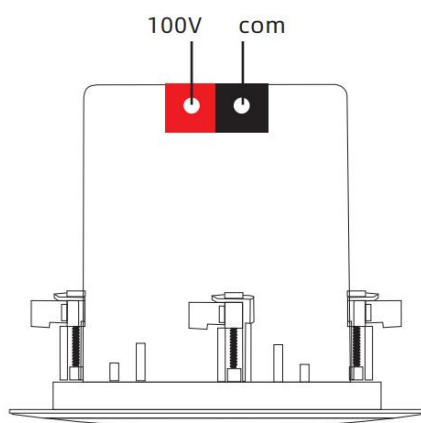
- High fidelity ceiling speaker with power selection
- Fully enclosed structure, iron flame-retardant protective rear cover
- Multi-Power Constant Voltage and Constant Resistance Selection
- Screw-on presser foot system

Chapter 2 Technical Parameters

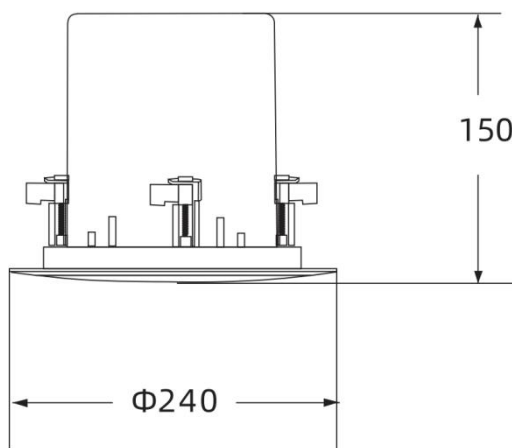
Maximum power	60W
Rated power	30W
Power settings	Constant voltage 70V:30W/15W/7.5W/3.8W/1.9W Constant voltage 100V: 30W/15W/7.5W/3.8W Impedance: 8Ω
Sensitivity	89dB
Frequency range (-10dB)	90Hz~20 kHz
Opening angle (1 kHz/-6dB)	130°

Hole size	Φ205mm
Product Dimensions(L×H)	Φ239×150mm
Weight	2.2 kg
Package Dimensions(L×W×H)	265mm×265mm×185mm
Package weight	3 kg
Color	White

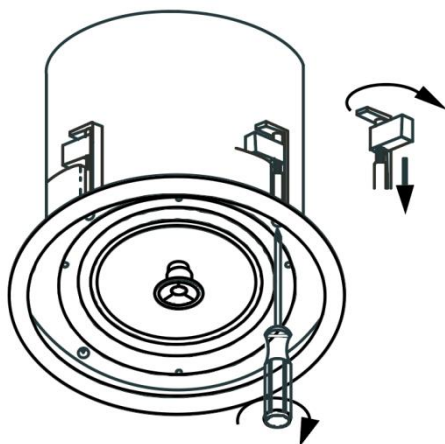
Chapter 3 Wiring Methods and dimension



- ① Red terminal connects to 100V
- ② Black terminal connects to COM



Chapter 4 Installation Methods



1. Push the four terminals, remove the net cover.
2. Connect the speaker wire, pay attention to the positive and negative poles of the wire.
3. Put the speaker on the ceiling and tighten the four screws with a screwdriver.
4. Install the net cover.

✧ NOTE

Pay attention to moisture-proof and water-proof; check the stability of the product regularly.

Warranty Regulations

The warranty period of this product is 1 year.

In the warranty period of non-man-made damage caused by the product performance failure can enjoy three packages of service.

Warranty card by the sales unit stamped after the effective. The alteration is invalid!

The following conditions (including, but not limited to, this) are not covered by the three-package service:

1. No warranty card or missing valid invoice or the date has exceeded the validity period of the three packages of services;
2. Not in accordance with the requirements of the product instructions for use, maintenance, management and damage caused;
3. The product model or code on the warranty voucher does not match the physical goods;
4. Damage caused by the dismantling and repair of non-authorized service providers;
5. Normal discolouration, wear and tear and consumption during the use of the product are not covered by the warranty;
6. The product cannot be used due to the user's own network reasons, please consult customer service staff.



SHENZHEN S TRACK SCIENCE TECHNOLOGY CO., LTD

Web: www.s-track.com.cn

Tel: +86 755 29983191

Mail: service@s-track.cn

Add: 9F, 1B, Shangzhi Technology Park, Guangming District, Shenzhen City, Guangdong Province, China 518107